



---

Name	Address	Work#	Home#
------	---------	-------	-------

Child's Last four digits of social security number \_\_\_\_\_

**Helpful Information About Child:**

---

---

---

---

---

- Sections 7.1 and 7.2, of the Child Care Facility Handbook, require a current physical examination (Form 3040) and immunization record (Form 680 or 681) within 30 days of enrollment.
- Section 7.3, of the Child Care Facility Handbook, requires that parents receive a copy of the Child Care Facility Brochure, "Know Your Child Care Facility" (CF/PI 175-24), **or**
- Section 8.3, of the Family Day Care Home/ Large Family Child Care Home Handbook, requires that parent(s) receive a copy of the family day care home brochure, "Selecting A Family Day Care Home Provider" (CF/PI 175-28).
- Section 2.8, of the Child Care Facility Handbook, requires that parents are notified in writing of the disciplinary and expulsion policies used by the child care facility, **or**
- Section 2.3, of the Family Day Care Home/ Large Family Child Care Home Handbook, requires that parents are notified in writing of the disciplinary and expulsion policies used by the family day care provider.

Your signature below indicates that you have received the above items and that the information on this enrollment form is complete and accurate. I hereby grant permission for the staff of this facility to have access to my child's records.

---

Signature of Parent/Guardian

---

Date

\*The Parent/Parents that sign the registration, are the ones that have the authority to make changes to the application form.


# School Rules and Regulations

- 1- Parents must provide the child's physical and immunization forms before the start date.
- 2- School uniforms must always be worn.
- 3- Due to the safety of all children, toys, gum, candy, and money are not allowed in school. Jewelry is not to be worn in school. We will not be responsible for any lost or damaged jewelry.
- 4- Students will not be accepted after 12:00
- 5-When a child returns to school from a contagious illness, the school needs a doctor's note stating that the child is allowed to return to school.
- 6-Medication can be administered if the medication is labeled and the authorization form is filled out. (Only 1 medicine per day can be administered)
- 7-School will be closed on the days mentioned in the academic calendar
- 8-Natural Disaster: When we are faced with a natural disaster, we govern ourselves by Dade County Public Schools' policies (if Dade County Public Schools close, so do we; however, we will open as soon as we can, regardless of Dade County Public Schools' decision). Call the school for information and remain in touch by subscribing to our "Remind 101" by entering # (561)283-0512 and texting @academirp to reply with your child's name.
- 9-The program and schedule of AcadeMir Preschool East. They are designed to meet the needs of children in all areas of growth within a group setting. If, after a reasonable period, a child cannot adjust to the demands of the group and schedule, or if there are special needs the center is not able to meet, the parents may choose or be asked to withdraw the child from the center
- 10- Tuition is due on the first day of the running month. A \$15.00 late fee will be assessed if payment is not received by that time. Tuition is always paid regardless of whether the child is in school or not (i.e., sick, on vacation, or due to a natural disaster).
- 11- Returned checks \$36.00 / a late fee of \$1.00 per minute will be charged if the child remains in the school after pick-up time.
- 12- Payments made for registration, tuition, events, and books are non-refundable
- 13- It is forbidden for anyone (parents, family members, friends, etc.) to utilize pictures or videos of any children other than their own and post them on any social media or for private use.

I, \_\_\_\_\_ have read and understood the above policies and procedures

Parent's Signature \_\_\_\_\_

Date: \_\_\_\_\_



# AcadeMir Preschool

## Discipline Policy

Our program will ensure that age-appropriate, constructive disciplinary practices are used for your child. This care will allow the child time to review their behavior. We will encourage children to choose alternatives to improper behavior. To ensure a safe and successful program, discipline is a must.

All childcare personnel must comply with the facility's written disciplinary policy.

The following steps will be used for behavior modification:


- 1<sup>st</sup> – Children will be verbally corrected and asked to change their behavior.
- 2<sup>nd</sup> –Children will be redirected from the situation.
- 3<sup>rd</sup> –Children will be asked to self-reflect on their behavior away from other children
- on 4<sup>th</sup> –Parents will be contacted if behavior is not corrected.
- 5<sup>th</sup> –Children shall not be subjected to discipline that is severe, humiliating, or frightening.
- 6<sup>th</sup> –Discipline shall not be associated in any way with food, rest, toileting, or active play for misbehavior.
- 7<sup>th</sup> –Spanking or any other form of physical punishment is prohibited.
- 8<sup>th</sup>- No student will be expelled due to misbehavior unless such behavior causes harm to themselves, another child, or a staff member. In such cases, parents will be allowed to correct their child's behavior

\*\*\*\*\*

I, \_\_\_\_\_ have received in writing the disciplinary practices used by **AcadeMir Preschools**

Parents/Guardian Signature: \_\_\_\_\_

Name of Child: \_\_\_\_\_ Date: \_\_\_\_\_



Permission to photograph

I, \_\_\_\_\_  
(Parent's or Guardian's Name)

Permit to,

**AcadeMir Preschool**

To photograph my child,

\_\_\_\_\_  
(Child's name)

For the following purposes:

**PHOTOGRAPH:**

- \*Display in provider's personal Scrapbook
- \*Give photograph to current school clients
- \*Display in facility's bulletin boards, shown to current and prospective school clients.
- \*Display on the facility's website.
- \*Use photos in promotional school materials
- \*Use photos in all social media

**VIDEOS**

- \*Provide video to current school parents
- \*Display video on the facility's website
- \*Use video in promotional school materials only
- \*Use video in social media

All pictures and videos taken of all AcadeMir students and staff will be used for the above-mentioned purpose

I understand that it is my responsibility to update this form in the event that I no longer wish to authorize my child to participate. I agree that this form will remain in effect during the term of my child's enrollment.

Authorize \_\_\_\_\_

Not authorize \_\_\_\_\_

Parent's Name \_\_\_\_\_ Parent's Signature \_\_\_\_\_

# AcadeMir Preschool

## Medical Release


Child's Full Name: \_\_\_\_\_ Date of Birth: \_\_\_\_\_

### Medical Release:

In case of emergency, I grant permission for AcadeMir Preschool staff to transport my child to the nearest emergency room to obtain emergency care. The parent or guardian will be advised.

Parent's Name: \_\_\_\_\_ Date: \_\_\_\_\_

Parent's Signature: \_\_\_\_\_



## VPK and Tardiness Policy 2026-2027

AcadeMir Preschool will be operating a Voluntary Pre-Kindergarten (VPK) for 3 hours a day, 5 days a week, for 180 days. When enrolled, you will receive a calendar showing the exact start and end dates for our program and any scheduled days off during that period.

Attendance during the scheduled instructional days is of utmost importance to remain in the VPK program. Your child's success depends on your child's daily attendance. You will be required to sign and comply with the following policy on Attendance and Tardiness to remain in the VPK program.

**Tardiness:** Arrival for the VPK program only is between 8:55 AM and 9:00 AM. VPK arrivals should sign in at the lobby. The instructional day starts at 9:00 a.m., and all students are expected to be in place and ready to start the day. Arrivals after 9:00 a.m. are disruptive to the class in progress and difficult for the arriving student as well. We understand that it is occasionally unavoidable to be "running late", but continuous tardiness will not be acceptable and will be cause for termination from our VPK program.

**Late Pick Up:** A late fee of \$1.00 per minute will be assessed if your child is not picked up on time

**Absence:** Daily attendance in the VPK program is necessary for optimal learning; however, you will be allowed (3) absences per month. Any absences beyond those require a written note from the parents for one of the following reasons:

- . Illness or injury of the child or the child's family member that requires hospitalization, bed rest
- . Physician or dentist appointment
- . Infectious disease or parasitic infection
- . Funeral service, memorial service, or bereavement upon the death of the student's family member
- . Compliance with court order (e.g., visitation, subpoena)
- . Special education or related services for the observance of a religious holiday or service
- . Observance of a religious holiday or service

Please note: Absences of 5 consecutive instructional days will be considered a withdrawal from our VPK program at AcadeMir. Withdrawals from the VPK program will not be eligible for reenrollment.

Verifying your child's attendance and absences: AcadeMir office staff will ask you to review and confirm your child's recorded attendance for the month at the end of every month. Your signature on this form will verify the attendance.

To participate in the VPK Program at AcadeMir, I agree to comply with the terms of this Absence and Tardiness Policy. My signature below is an acknowledgement of my review and acceptance of the terms of this policy.

---

Child's Name

---

Printed name of legal custodial adult

---

Signature of legal custodial adult

---


Date

## What is the influenza (flu) virus?

Influenza ("the flu") is caused by a virus which infects the nose, throat, and lungs. According to the US Centers for Disease Control and Prevention (CDC), the flu is more dangerous than the common cold for children. Unlike the common cold, the flu can cause severe illness and life threatening complications in many people. Children under 5 who have the flu commonly need medical care. Severe flu complications are most common in children younger than 2 years old. Flu season can begin as early as October and last as late as May.

## How can I tell if my child has a cold, or the flu?

Most people with the flu feel tired and have fever, headache, dry cough, sore throat, runny or stuffy nose, and sore muscles. Some people, especially children, may also have stomach problems and diarrhea. Because the flu and colds have similar symptoms, it can be difficult to tell the difference between them based on symptoms alone. In general, the flu is worse than the common cold, and symptoms such as fever, body aches, extreme tiredness, and dry cough are more common and intense. People with colds are more likely to have a runny or stuffy nose. Colds generally do not result in serious health problems, such as pneumonia, bacterial infections, or hospitalizations.



Parents Name \_\_\_\_\_

Child's Name \_\_\_\_\_

Parents Signature \_\_\_\_\_

Date \_\_\_\_\_

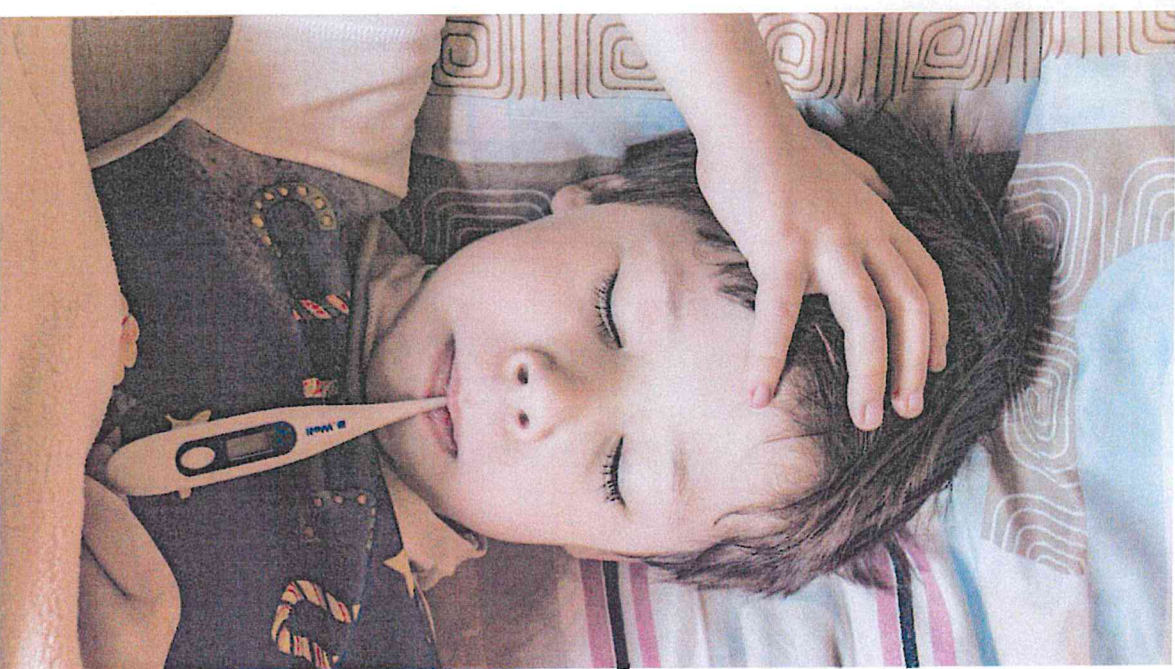


For additional information, please visit [www.myflfamilies.com/childcare](http://www.myflfamilies.com/childcare) or contact your local licensing office.

This brochure was created by the Department of Children and Families in consultation with the Department of Health.

# THE FLU

## A Guide for Parents



## What should I do if my child gets sick?

Consult your doctor and make sure your child gets plenty of rest and drinks a lot of fluids. Never give aspirin or medicine that has aspirin in it to children or teenagers who may have the flu.

## Call or take your child to a doctor right away if your child:

- Has a high fever or fever that lasts a long time
- Has trouble breathing or breathes fast
- Has skin that looks blue
- Is not drinking enough
- Seems confused, will not wake up, does not want to be held, or has seizures (uncontrolled shaking)
- Gets better but then worse again
- Has other conditions (like heart or lung disease, diabetes) that get worse

## How can I protect my child from the flu?



A flu vaccine is the best way to protect against the flu. Because the flu virus changes year to year, annual vaccination against the flu is recommended. The CDC recommends that all children from the ages of 6 months up to their 19th birthday receive a flu vaccine every fall or winter (children receiving a vaccine for the first time require two doses). You also can protect your child by receiving a flu vaccine yourself.



## What can I do to prevent the spread of germs?

The main way that the flu spreads is in respiratory droplets from coughing and sneezing. This can happen when droplets from a cough or sneeze of an infected person are propelled through the air and infect someone nearby. Though much less frequent, the flu may also spread through indirect contact with contaminated hands and articles soiled with nose and throat secretions.

### To prevent the spread of germs:

- Wash hands often with soap and water.
- Cover mouth/nose during coughs and sneezes. If you don't have a tissue, cough or sneeze into your upper sleeve, not your hands.
- Limit contact with people who show signs of illness.
- Keep hands away from the face. Germs are often spread when a person touches something that is contaminated with germs and then touches his or her eyes, nose, or mouth.




## When should my child stay home from child care?

A person may be contagious and able to spread the virus from 1 day before showing symptoms to up to 5 days after getting sick. The time frame could be longer in children and in people who don't fight disease well (people with weakened immune systems). When sick, your child should stay at home to rest and to avoid giving the flu to other children and should not return to child care or other group settings until his or her temperature has been normal and has been sign and symptom free for a period of 24 hours.



During the 2009 legislative session, a new law was passed that requires child care facilities, family day care homes and large family child care homes provide parents with information detailing the causes, symptoms, and transmission of the influenza virus (the flu) every year during August and September.

For additional helpful information about the dangers of the flu and how to protect your child, visit: [www.cdc.gov/flu/](http://www.cdc.gov/flu/) or [www.immunizeflorida.org/](http://www.immunizeflorida.org/)



# VPK Supply List

1-School Box (Pencil Case) -----

1-Box of crayons-----

1-Box of markers-----

1-pack Glue stick-----

2-Pack of (12) **Beginners** pencils (**thick**) with erasers-----

2- Large erasers-----

1-Pair of safety scissors-----

1- Primary composition notebook-----

1- bottle of Lysol-----

1-Pack of colored construction paper-----

Dry-erase markers-----

1-Box of tissues-----

1-Box of wipes-----

1- Bottle of hand sanitizer-----

1-56 qt container-----

1-art smock -----

3 reams of white copy paper-----



**\* All materials must be labeled with the child's name and placed inside the container**



# AMP

## AcadeMir Preschools Uniform

### EVERY DAY UNIFORM



Unisex Polos Spandex

Polo Dress

### BOTTOMS




Pull-Up Culotte

Skort With Flap

Pull Up Twill Pants

Pull Up Twill Shorts


### WINTER OPTIONS



Mock Neck Fleece Jacket

Cardigan

### PHYSICAL EDUCATION



Customized Sock